

w/c Monday 5th January 2026 - Week 2 - Year 11 Mock Examination Timetable

Year 11 Mock Timetable	AM – 9am	PM – 1.30pm
Tuesday 6th January 2026	11X Food Practical Mock – periods 2 & 3	
Wednesday 7th January 2026	MFL Speaking Exams – Individual time slots allocated for GCSE Chinese and Spanish Art Exam – Rooms 24 and 28	
Thursday 8th January 2026	MFL Speaking Exams – Individual time slots allocated for GCSE Chinese and Spanish	
Friday 9th January 2026	MFL Speaking Exams – Individual time slots allocated for GCSE Chinese and Spanish GCSE Food NEA – Room 18 and Room 34 (P1)	

w/c Monday 12th January 2026 - Week 1 - Year 11 Mock Examination Timetable

Year 11 Mock Timetable	AM – 9am	PM – 1.30pm
Monday 12 th January	GCSE RE - 1 hour 45 <i>Relationships and families, Religion and life, Religion, peace and conflict and Religion, crime and punishment</i>	GCSE Geography (P 2 & 3 combo) – 1 hour 30
Tuesday 13 th January	GCSE English Literature (Paper 1 & 2 combo) 2 hours 15 <i>A Christmas Carol / Macbeth / Power and Conflict Poetry</i>	GCSE Biology Trilogy (P 1 & 2 combo) - 1 hour 15 GCSE Biology Separates (P 1 & 2 combo) - 1 hour 45
Wednesday 14 th January	GCSE Physics Trilogy - 1 hour 15 GCSE Physics Separates - 1 hour 45	GCSE Computing - 1 hour 30 GCSE Sociology Paper 2 - 1 hour 45 GCSE Music (Appraising) - 1 hour 45 – Rm 36
Thursday 15 th January	GCSE Maths– non-calculator - 1 hour 30	GCSE Business Studies Paper 2 - 1 hour 45 GCSE Food Preparation - 1 hour 45
Friday 16 th January	GCSE Spanish – Reading & Writing - 2 hours GCSE Mandarin – Reading & Writing - 2 hours Child Development – 1 hour 15	GCSE History Paper 1- 1 hour 50 <i>Crime and Punishment – 1000 AD to present</i>

w/c Monday 19th January 2026 - Week 2 - Year 11 Mock Examination Timetable

Year 11 Mock Timetable	AM – 9am	PM – 1.30pm
Monday 19th January	GCSE English Language Paper 2 - 1 hour 45	GCSE PE – 1 hour 30 CAM NAT Sports Studies – 1 hour 15
Tuesday 20th January	GCSE Chemistry Trilogy – 1 hour 15 GCSE Chemistry Separates – 1 hour 45	GCSE Maths – calculator – 1 hour 30

w/c Monday 26th January 2026 - Week 1

Monday 26th January	11Z Food Practical Mock – periods 2 & 3	
---------------------------------------	--	--

Year 11 Mock Examinations - Instructions for Candidates

- **Location:** all examinations take place in the **Sports Hall** unless shown otherwise on the timetable
- **Exam starting time:** examinations start at **9:00 am** or **1:30 pm**
- **Y11 waiting to start the exam:** please line up **in the yard** in form classes and in alphabetical order, in the event of severe weather you will receive new instructions
- **Y11 bags, coats, phones and watches:** Bags, coats, phones and watches should be placed in your assigned lockers
- **Access arrangements:** please make your way to the examination with the rest of the pupils where you will be directed to your venue
- **Equipment:** you must bring **two black biro pens** (a spare), a **ruler**, a **calculator (unless told not to)**, **pencils**, an **eraser**, and a **pencil sharpener** to each exam. Subject teachers will inform you of additional equipment needed for your examinations

- **Regulations:** you must follow the regulations of the examination once you have entered the examination hall; failure to do so could lead to a malpractice. The rubric (instructions/regulations) of the exam will be read out at the start of each set of exams:
- You must ensure the following:
 - Mobile phones must be in your lockers/bags
 - Pencil cases must be see-through
 - Water bottles must be of the disposable type, see through and with the labels removed
 - **No watches are allowed in the exam hall**, they must be in your assigned locker/bags
 - You must not have any writing on your hands, arms etc.
 - Calculator lids must be removed and left in your locker/bags

You will NOT be loaned any equipment in the examination hall other than a pen. This includes calculators.

JCQ rules state that it is the candidate's responsibility to have the correct equipment for their examination.

Please read the linked JCQ information for candidates: [IFC-Written Examinations 2025 FINAL.pdf](#)

Any clashes or other issues please speak to Miss Smith, Mrs Thompson or Miss Babel asap.

Any missed examinations will be caught up at the next available free session taken in the order of the original timetable.






On your exam day

This checklist will help you to be as prepared as possible for your exams so that you can focus on doing your best on the day.

Before sitting your exams, ensure you know:

- ☐ the date, time and location of each of your exams. You might find it helpful to write this information in a calendar or planner.
- ☐ who to contact at school or college in case there's an emergency that makes you late or unable to sit your exam.


What you will need:

- ☐ a clear pencil case 
- ☐ at least two black ink pens – blue pens are **not acceptable** 
- ☐ an approved calculator for relevant exams 
- ☐ appropriate apparatus, such as a ruler or protractor, for relevant exams 
- ☐ a clear water bottle if you wish to take one in. It **must not** have a label 

Contingency sessions:

- ☐ There are contingency sessions within the Summer 2026 exam timetable on the morning and afternoon of 24 June 2026. Make sure you are available on 24 June 2026.

What you cannot take into your exams:

- ☐ any type of phone 
- ☐ revision notes
- ☐ any type of watch (this includes analogue, digital and smart watches)
- ☐ smart devices (e.g. Airbuds, smart glasses or tablets)

Other important information:

- ☐ Listen carefully to the invigilator's instructions, which will be specific to your exam. If you are unsure of anything, please raise your hand and wait for the invigilator to respond.
- ☐ Fill in your details on the front of your answer booklet.
- ☐ If you need an additional answer sheet, raise your hand and wait for an invigilator to provide one. Remember to add your details to this sheet.
- ☐ If you need to use the toilet or feel unwell, raise your hand and wait for an invigilator to escort you from the exam room.
- ☐ Remember to stay silent – talking to a fellow candidate could result in disqualification from all your exams.

If you have any questions about your exams, please ask your teacher or exams officer.

